

THE ULTIMATE WELDING ROBOTS

ZERO PROGRAMMING. ZERO INTEGRATION.

BLAZE Welding Series | Reach: 61"

Operating Sphere Including Torch




Blaze Robot

For your Table and Welder.



Blaze LF Package

Blaze Robot + Sealed Electronics + Miller 350 Welder + 4' x 8' Table (alternate table sizes available).



Blaze Mobile Package

Blaze Robot + Sealed Electronics + Rolling Stand. Available with or without Miller 350 Welder.


BLAZE MAX Welding Series | Reach: 85"

Operating Sphere Including Torch



Blaze MAX Robot

For your Table and Welder.



Blaze MAX LF Package

Blaze MAX Robot + Sealed Electronics + Miller 350 Welder + 4' x 8' Table (alternate table sizes available).



Blaze MAX Mobile Package

Blaze MAX Robot + Sealed Electronics + Stand. Available with or without Miller 350 Welder.



Rotary Positioning Table

Works with all Blaze robot models.

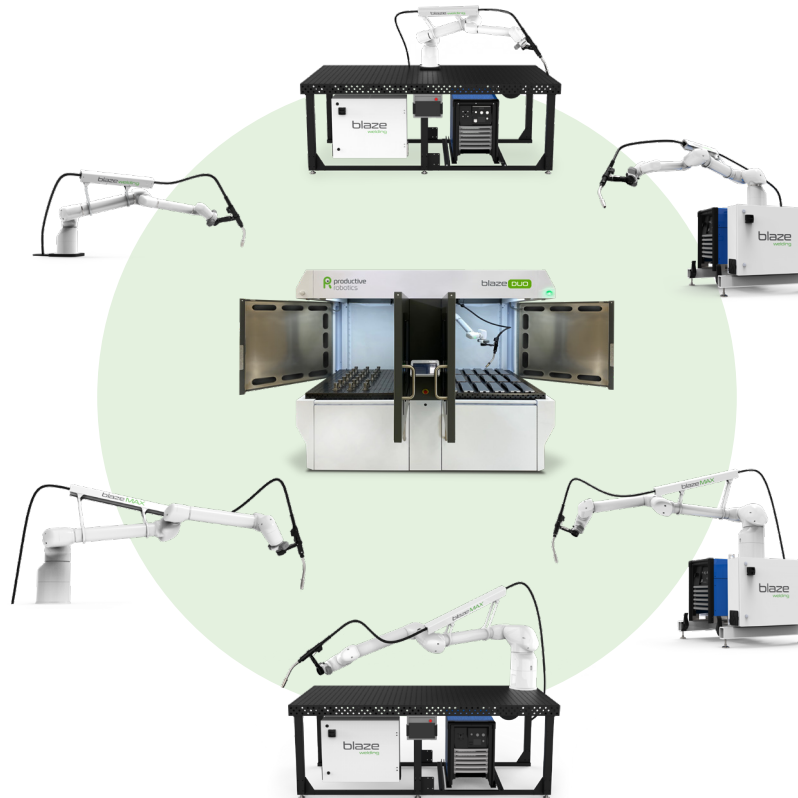
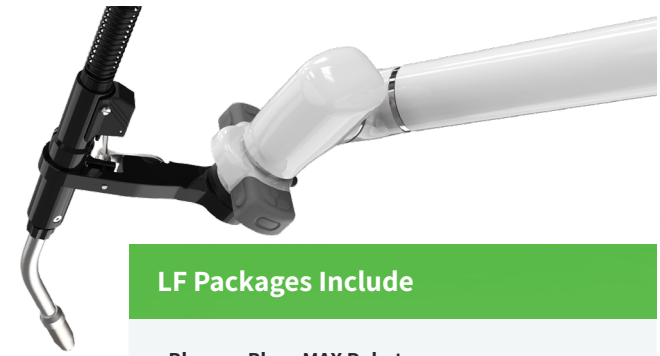
BLAZE DUO

Dual Station Enclosed High Production Welding
With advanced video monitoring.



THE ULTIMATE WELDING LINEUP

**TURNKEY, ANY MIX, ANY VOLUME.
UPGRADEABLE ALL THE WAY.**



All Blaze Robots Include

Maneuverability	Unmatched 7-Axis flexibility
Weld Speed	Up to 2,540 mm (100") per minute
Weld Recipes	Unlimited
Welding Modes	Continuous, Tack, Stitch, Weave
Repeatability	+/- 0.1 mm (.004")
IP Class	IP 61
Collaborative Safety	Speed and Force limited

Sealed Case Control Computer

IP Rating	IP 61
Communications Hardware	Ethernet 100MB
Protocols	Ethernet IP, TCP/IP, Modbus
Power	100-240 VAC 50-60 HZ

Teach Tablet

Drag and drop touch screen with native welding software.
253 mm x 125 mm x 37 mm (10" x 5" x 1.5")

Direct Factory Support

Live online support by seasoned professional welding and robotics experts

LF Packages Include

- **Blaze or Blaze MAX Robot**
- **Weld Table (alternate table sizes available)**
Dimensions: 1,244 mm x 2,490 mm (48" x 96")
- **Auto Continuum 350 Networked Welder**

Mobile Packages Include

- **Blaze or Blaze MAX Robot**
- **Rolling Base with Locking Casters**
Dimensions: 914 mm X 914 mm (36" x 36")
- **Auto Continuum 350 Networked Welder (available with or without welder)**

Blaze DUO Dual Station

Blaze Robot Included

Overall Dimensions	2565 mm x 1549 mm x 2540 mm (101"w x 61"d x 100"h)
Two Weld Stations	1060 mm x 1,244 mm (41.75" x 48")
Spatter Catch Trays	2 trays cover entire weld area
Lighting	High intensity LED
Fume Extraction	
Fume Filter Rating	Merv 8 + Merv 14

Our degreed and professional welding experts are available for consultation and application assistance.

Call Us: 1-805-244-9300